

**KRM DEVELOPERS :: SILIGURI**  
**A.Y. 2022-23**

Computation of Total Income

Business Income

Net Profit	<u>(62,031)</u>
Total Income	<u>(62,031)</u>
Total Income (R/off)	<u><u>(62,030)</u></u>
Tax on above	<u><u>NIL</u></u>


Details of Business Loss

<u>A.Y.</u>	<u>Return Filed on</u>	<u>b/f</u>
2022-23		62,030

KRM DEVELOPERS  
✓  Partner

KRM DEVELOPERS  
✓  Partner

KRM DEVELOPERS  
Krishna Agarwal  
Partner  
✓

Sandeep G. Realestate Ltd.  
✓  Director


**KRM DEVELOPERS :: SILIGURI**  
**BALANCE SHEET AS ON 31ST MARCH, 2022**

Particulars	Current Year
<b><u>CAPITAL &amp; LIABILITIES</u></b>	
Partner's Capital Account (As per Annexure - 'A')	2,09,90,769.68
Current Liabilities	1,200.00
<b>Total : Rs.</b>	<b>2,09,91,969.68</b>
<b><u>ASSETS &amp; PROPERTIES</u></b>	
Closing Stock - WIP (At Cost) (As Taken, Valued & Certified by the Partners)	1,50,28,230.06
Advances & Deposits	55,55,555.00
Cash at Banks	65,873.32
Cash in hand (As Certified by the Partners)	3,42,311.30
<b>Total : Rs.</b>	<b>2,09,91,969.68</b>

KRM DEVELOPERS  
  
 Partner

KRM DEVELOPERS  
  
 Partner

KRM DEVELOPERS  
  
 Partner

Sandeep G. Realestate Ltd.  
  
 Director

**KRM DEVELOPERS :: SILIGURI**  
**TRADING, PROFIT & LOSS ACCOUNT FOR THE YEAR**  
**ENDED 31<sup>ST</sup> MARCH, 2022**

**TRADING ACCOUNT**

Particulars	Current Year
<b><u>INCOME</u></b>	
Sales	-
Closing Stock - WIP (At Cost) (As taken, valued & certified by the Partners')	1,50,28,230.06
<b>Total : Rs.</b>	<b>1,50,28,230.06</b>
<b><u>EXPENSES</u></b>	
Opening Stock	1,49,03,491.90
Direct Expenses	1,24,738.16
Gross Profit c/d	-
<b>Total : Rs.</b>	<b>1,50,28,230.06</b>

**PROFIT & LOSS ACCOUNT**

<b><u>INCOME</u></b>	
Gross Profit b/d	-
<b>Total : Rs.</b>	<b>-</b>
<b><u>EXPENSES</u></b>	
Other Expenses	62,031.02
Net Profit to Partners (As per Annexure -'A')	-62,031.02
<b>Total : Rs.</b>	<b>-</b>

KRM DEVELOPERS

  
Partner

KRM DEVELOPERS

  
Partner

KRM DEVELOPERS

  
Partner

Sandeep G. Realestate Ltd.

  
Director

**KRM DEVELOPERS :: SILIGURI**

(To & Forming Part of the Profit & Loss Account and Balance Sheet)

**STATEMENT OF PARTNERS' CAPITAL ACCOUNT AS ON 31<sup>ST</sup> MARCH, 2022**

<u>Name of the Partners</u>	<u>Balance as on 01/04/21</u>	<u>Addition</u>	<u>Share of Loss</u>	<u>Total</u>	<u>Withdrawals</u>	<u>Balance as on 31/03/22</u>
Sri Sandeep Goyal	-	25,000.00	10,338.50	14,661.50	-	14,661.50
Sri Rajendra Kr. Agarwal	64,31,340.85	-	24,812.41	64,06,528.44	63,00,000.00	1,06,528.44
Smt Krishna Agarwal	88,40,904.85	-	24,812.41	88,16,092.44	87,00,000.00	1,16,092.44
M/s SandeepG Real Estate	-	2,07,55,555.00	2,067.70	2,07,53,487.30	-	2,07,53,487.30
<b>Total : Rs.</b>	<b>1,52,72,245.70</b>	<b>2,07,80,555.00</b>	<b>62,031.02</b>	<b>3,59,90,769.68</b>	<b>1,50,00,000.00</b>	<b>2,09,90,769.68</b>

KRM DEVELOPERS  
✓ Partner

KRM DEVELOPERS  
✓ Rajendra Partner

KRM DEVELOPERS  
✓ Krishna Agarwal Partner

Sandeep G. Realestate Ltd.  
✓ Director

**KRM DEVELOPERS :: SILIGURI**  
**DETAILS OF TRADING , PROFIT & LOSS ACCOUNT FOR THE YEAR**  
**ENDED 31ST MARCH, 2022**

**DIRECT EXPENSES**

Paid for LUC 1,24,738.16

**OTHER EXPENSES**

Miscellaneous Expenses 60,000.00  
Bank Charges 2,031.02 62,031.02

**DETAILS OF BALANCE SHEET AS ON 31ST MARCH, 2022**

**CURRENT LIABILITIES**

For Others  
TDS Payable 1,200.00


**ADVANCES & DEPOSITS**

Advances To Others  
JV Development Work 55,55,555.00

**CASH & CASH EQUIVALENTS**

Cash At Bank  
SBI Uttarayan (15538) 65,516.42  
Union Bank of India 356.90 65,873.32  
  
Cash in Hand 3,42,311.30 4,08,184.62

**KRM DEVELOPERS**

  
Partner

**KRM DEVELOPERS**

  
Partner

**KRM DEVELOPERS**

  
Partner

Sandeep G. Realestate Ltd.

  
Director

**PARTNERS CAPITAL ACCOUNT.**

**SRI SANDEEP GOYAL (50%)**

To Share of Loss	10,338.50	By Capital Introduced	25,000.00
" Balance c/f	14,661.50		
	<u>25,000.00</u>		<u>25,000.00</u>

**SRI RAJENDRA KR. AGARWAL (20%)**

To Drawings	63,00,000.00	By Balance b/d	64,31,340.85
" Share of Loss	24,812.41		
" Balance c/f	1,06,528.44		
	<u>64,31,340.85</u>		<u>64,31,340.85</u>

**SMT KRISHNA AGARWAL (20%)**

To Drawings	87,00,000.00	By Balance b/d	88,40,904.85
" Share of Loss	24,812.41		
" Balance c/f	1,16,092.44		
	<u>88,40,904.85</u>		<u>88,40,904.85</u>

**M/s SANDEEPG REAL ESTATE LTD (10%)**

To Share of Loss	2,067.70	By Capital Introduced	2,07,55,555.00
" Balance c/f	2,07,53,487.30		
	<u>2,07,55,555.00</u>		<u>2,07,55,555.00</u>

**KRM DEVELOPERS**

 Partner

**KRM DEVELOPERS**

 Partner

**KRM DEVELOPERS**

 Partner

 Director

**KRM DEVELOPERS :: SILIGURI**

**Distribution of Share of Profit/(Loss)**

Total Net Profit/(Loss)	(62,031.02)
Proportionate Profit/(Loss) from April 1 to November 30	(41,354.02)
Proportionate Profit/(Loss) from December 1 to March 31	(20,677.00)

**Distribution of Proportionate Profit/(Loss) from April 1 to November 30**

<u>Name of Partners</u>	<u>Percentage (%)</u>	<u>Amount</u>
Sri Rajendra Kr. Agarwal	50.0	(20,677.01)
Smt Krishna Agarwal	50.0	(20,677.01)
		<u>(41,354.02)</u>

**Distribution of Proportionate Profit/(Loss) from December 1 to March 31**

<u>Name of Partners</u>	<u>Percentage (%)</u>	<u>Amount</u>
Sri Sandeep Goyal	50.00	(10,338.50)
Sri Rajendra Kr. Agarwal	20.00	(4,135.40)
Smt Krishna Agarwal	20.00	(4,135.40)
M/s SandeepG Real Estate Ltd	10.00	(2,067.70)
	<u>100.00</u>	<u>(20,677.00)</u>

**Total Share of Profit/(Loss)**

<u>Name of Partners</u>	<u>Amount</u>
Sri Sandeep Goyal	(10,338.50)
Sri Rajendra Kr. Agarwal	(24,812.41)
Smt Krishna Agarwal	(24,812.41)
M/s SandeepG Real Estate Ltd	(2,067.70)
	<u>(62,031.02)</u>

**KRM DEVELOPERS**

✓ Partner

**KRM DEVELOPERS**

✓ Partner

**KRM DEVELOPERS**

✓ Partner

Sandeep G. Realestate Ltd.

✓ Director